This PASPORT AirLink2 is an interface for PASPORT sensors that wirelessly connect to the iPod touch. It uses a rechargeable battery with a USB cable that can be connected to a computer or a USB power supply. Be sure it is fully charged.

Back View: Each AirLink has an ID number that is printed and is used to confirm that this AirLink is communicating with the iPod touch.

An Off/On switch is located on the side. Notice the LEDS that can be seen through the translucent case.
Green: slow: searching
fast: connected
Red: Battery charger status
solid: battery is charging

Pictured above the AirLink2 is the Pasco Humidity/Temperature/Dew Point Sensor.

Notice how it is attached to the AirLink2

Enabling Bluetooth

Setting up the Wireless Connection

Launch the Settings App

Go to General

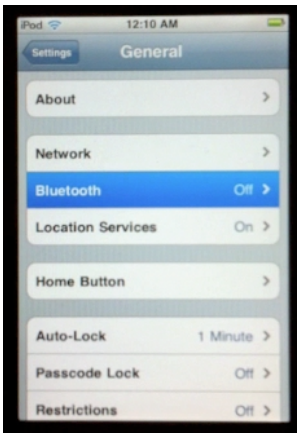

Bluetooth

Turn on Bluetooth

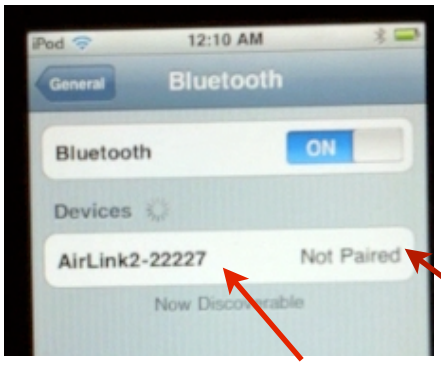

Type in AirLink2 ID number

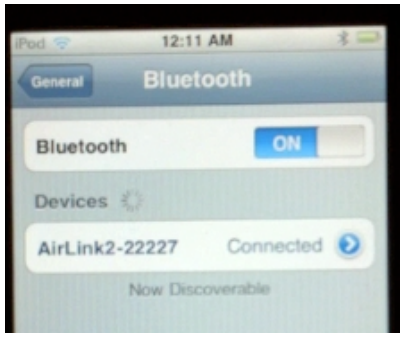

Tap to connect

Example: Using the sensor for testing Humidity

Open SPARKvue on the iPod touch

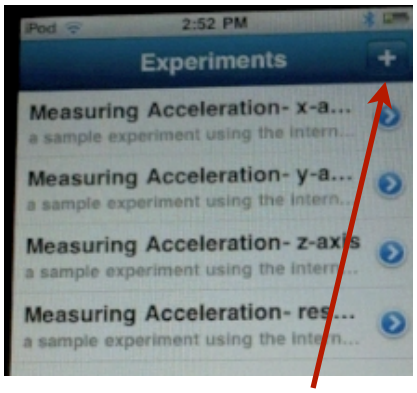

Create an Experiment by touching the + sign

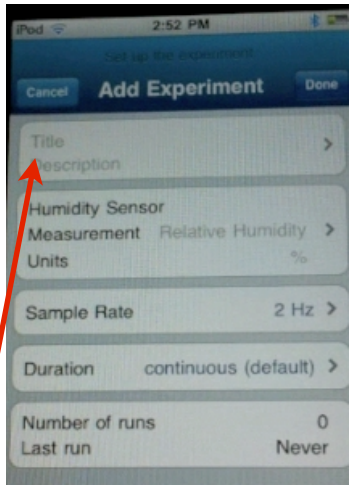

Select the experiment.

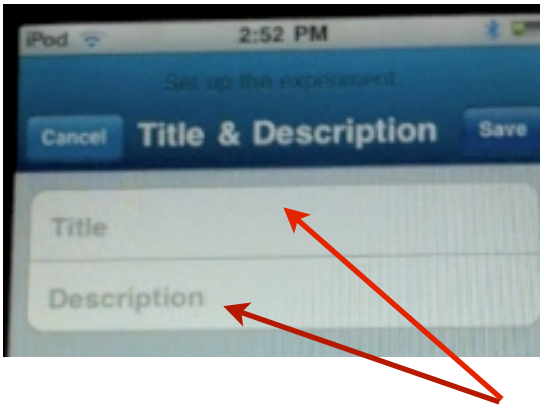

Type Title and Description

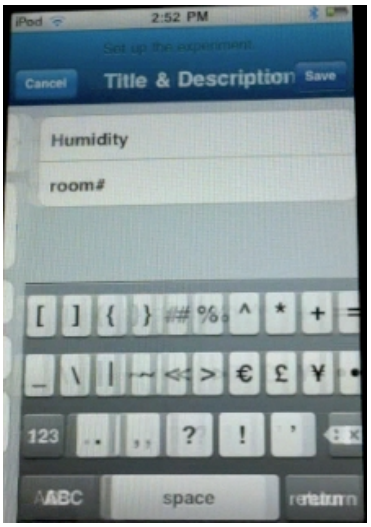

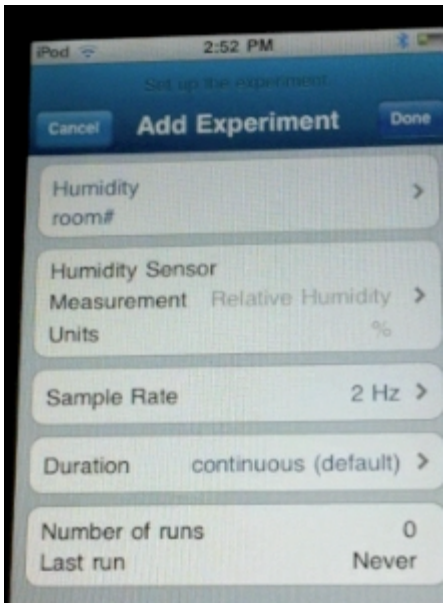

Select Measurement,

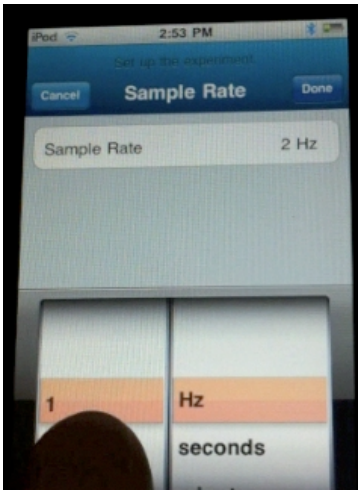

Sample Rate

Duration